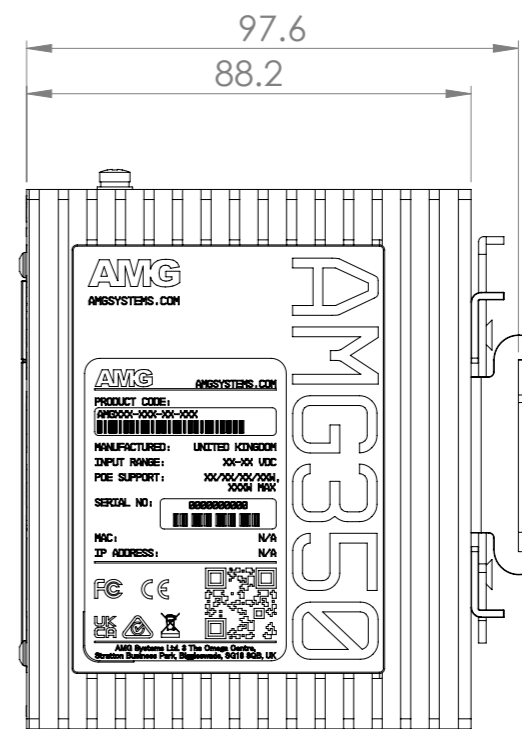
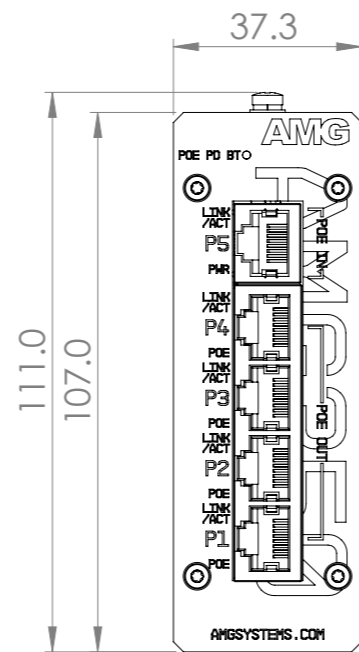
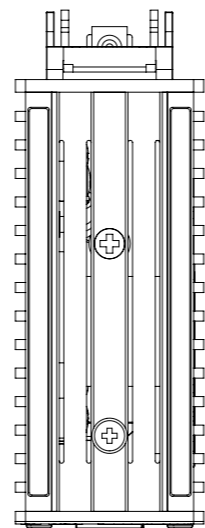
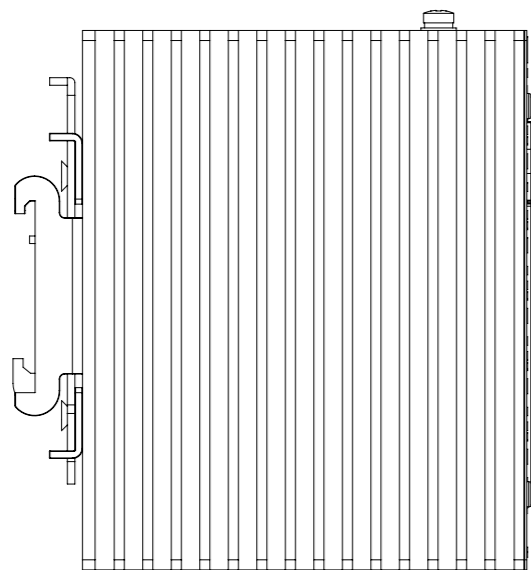


REVISION	DRN BY	DRN DATE	CHK BY	CHK DATE	CHANGE DESCRIPTION
01	JMc	16/05/23	TE	16/05/23	Initial drawing
-	-	-	-	-	-
-	-	-	-	-	-

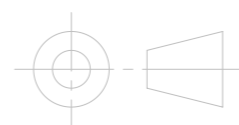


DEBURR AND BREAK SHARP EDGES
DO NOT SCALE DRAWING

UNLESS OTHERWISE SPECIFIED:
DIMENSIONS ARE IN MILLIMETERS
TOLERANCES:
LINEAR: +/- 0.1
ANGULAR: +/- 0.5

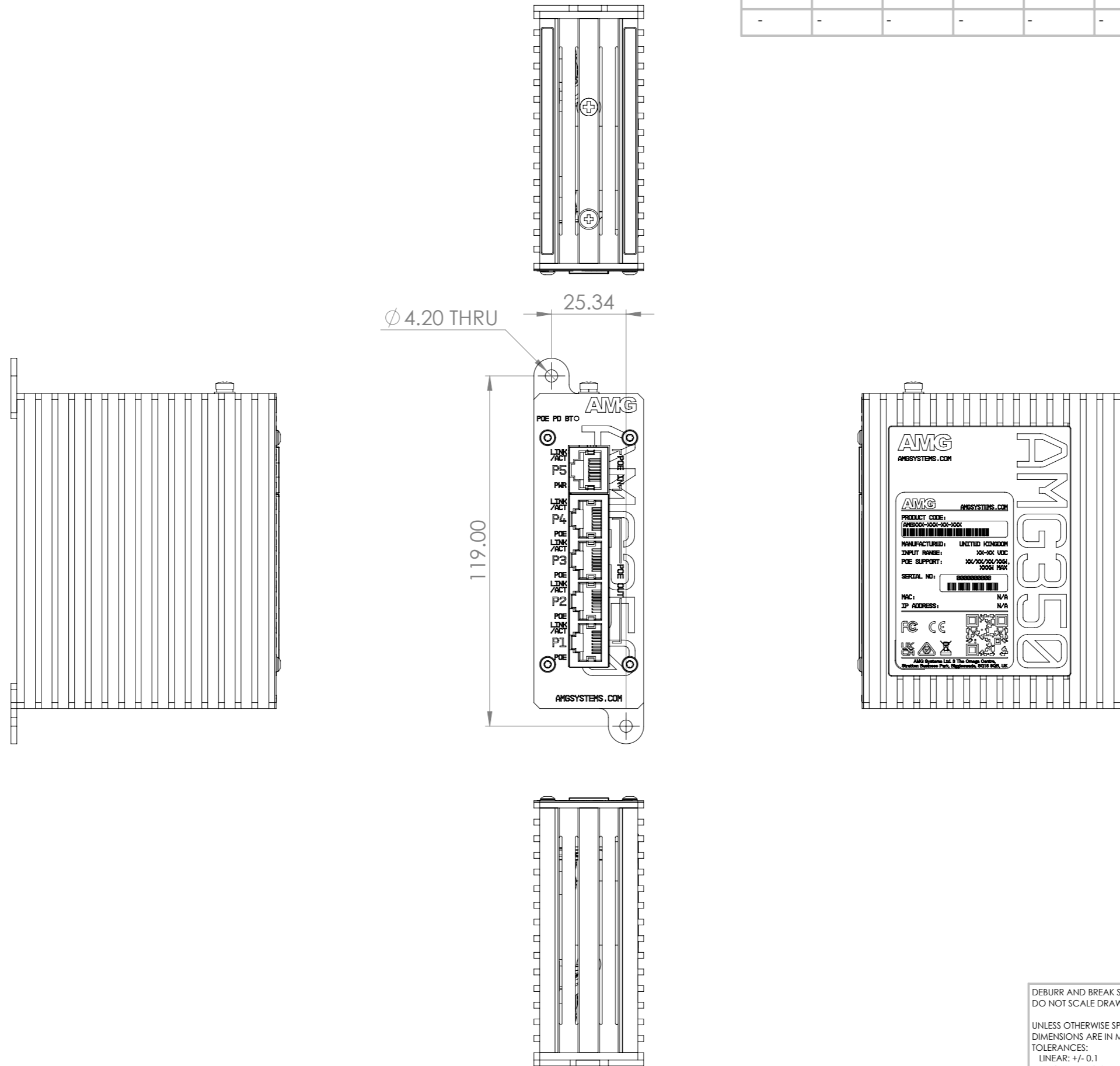


DWG NO. AMG350-4GAT-1G-P75-PD	
TITLE: Dimensional Drawing	
FINISH: -	REVISION 01
MATERIAL: -	A3
Document is property of AMG Systems Ltd and must not be shared, copied or printed without prior consent.	SHEET 1 OF 2



SCALE:2:3

REVISION	DRN BY	DRN DATE	CHK BY	CHK DATE	CHANGE DESCRIPTION
01	JMc	16/05/23	TE	16/05/23	Initial drawing
-	-	-	-	-	-
-	-	-	-	-	-



DEBURR AND BREAK SHARP EDGES
DO NOT SCALE DRAWING

UNLESS OTHERWISE SPECIFIED:
DIMENSIONS ARE IN MILLIMETERS
TOLERANCES:
LINEAR: +/- 0.1
ANGULAR: +/- 0.5



DWG NO. H33635	
TITLE: H33635-01 AMG350-4GAT-1G-P75-PD Assembly Model	
FINISH: -	REVISION 01
MATERIAL: -	A3
Document is property of AMG Systems Ltd and must not be shared, copied or printed without prior consent.	SHEET 2 OF 2

SCALE:2:3

